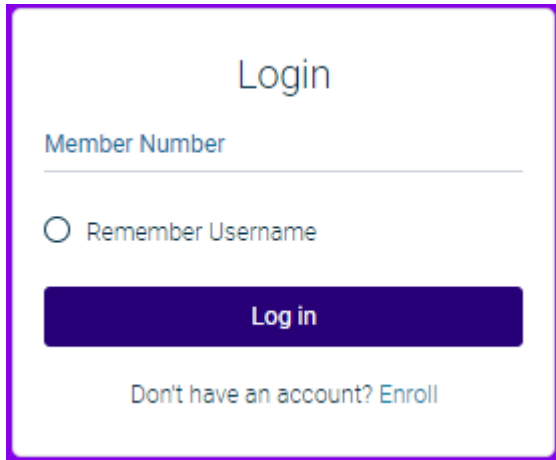


Riverside Community FCU Home Banking Sign Up Walkthrough

Here are the instructions on how to sign up for HB Telco home banking.

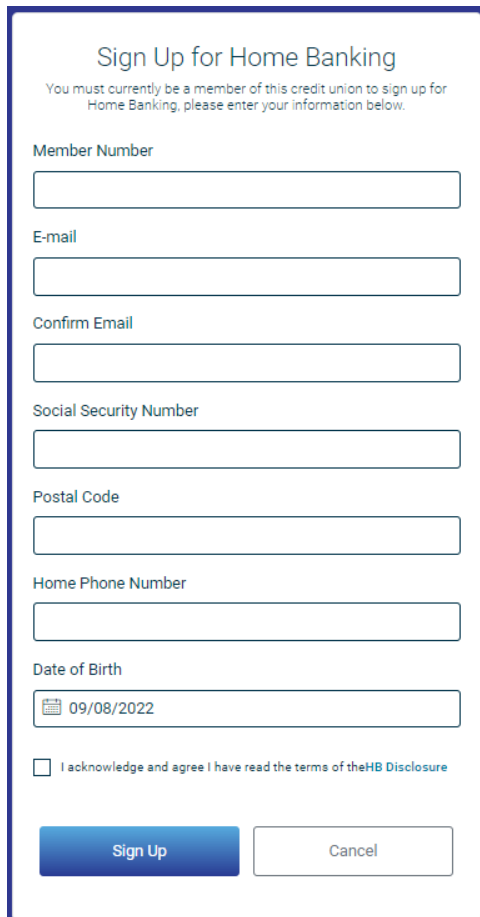
1. Go to <https://bsdc.onlinecu.com/rsin/#/>



The screenshot shows a login interface with the following elements:

- Header: Login
- Input field: Member Number
- Checkbox: Remember Username
- Button: Log in
- Link: Don't have an account? Enroll

2. First time users will need to select “Enroll”. They will need to enter their member number, email address, postal code, and birth date. They will then need to click the box to acknowledge the User Agreement and click the box labeled “Sign Up”.



Sign Up for Home Banking

You must currently be a member of this credit union to sign up for Home Banking, please enter your information below.

Member Number

E-mail

Confirm Email

Social Security Number

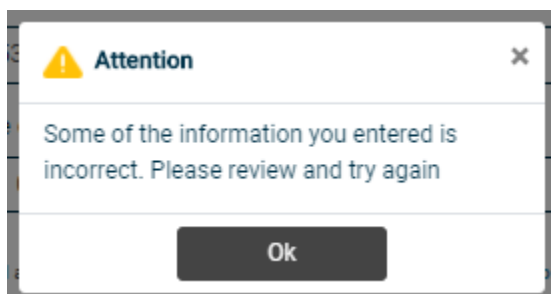
Postal Code

Home Phone Number

Date of Birth

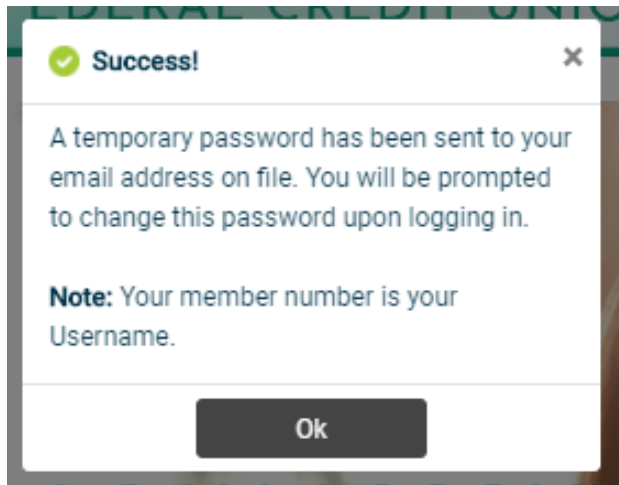
I acknowledge and agree I have read the terms of the [HB Disclosure](#)

NOTE: You do not need to have an email address on file with the credit union in order to enroll in home banking. However, if any other information above doesn't match what is on file, you will get the following message.



If you are certain that the information being entered to enroll is accurate - you will need to contact the CU and have them correct the information in your Member Properties.


3. If all of the information is acceptable – once you click on the “sign up” button – you will receive the following pop-up and be sent back to the front page.



The email will look like this. NOTE: if you do not receive this email, check your spam folders.

[EXT] Home Banking Alert



Home Banking Administrator <noreply-rsin@onlinecu.com>
To  Christopher Mullan

[You don't often get email from noreply-rsin@onlinecu.com. Learn why this is important at <https://aka.ms/LearnAboutSenderIdentification>]

CAUTION: This email originated from outside of the organization. Do not click links or open attachments unless you recognize the sender and know the content is safe.

This is an alert message from the Home Banking System.

Please logon and change your password.

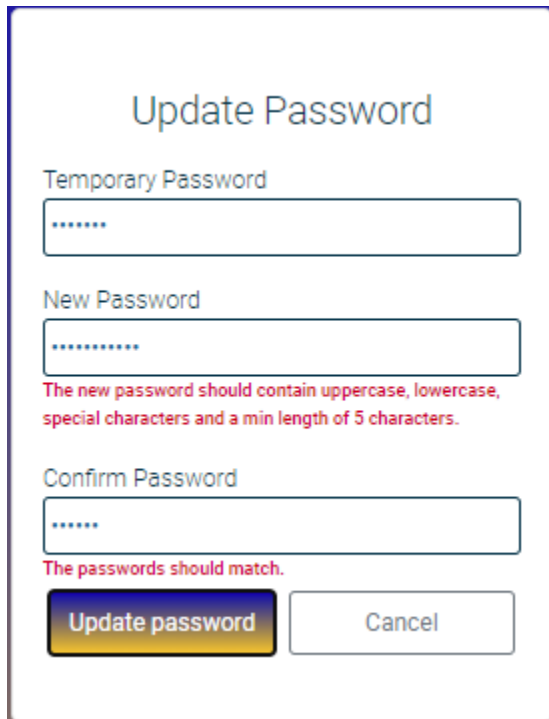
Thank You
System Admin

Your new password is: 3354533

To unsubscribe click: <http://track.smtp2go.com/us/?e=1oWutRDlIfn0T9.Gv3EHWdh9cTi->

4. Using your member number for the username and the temporary password sent to your email, you should log back into home banking. Also, this will now prompt the user to update their password. The new password should contain a minimum length of 8 characters w/ upper case, lower case, and numbers in it.

Should the new password not meet the Credit Unions required standards of a password, you will get this message when you hit “Update password”



Update Password

Temporary Password
.....

New Password
.....

The new password should contain uppercase, lowercase, special characters and a min length of 5 characters.

Confirm Password
.....

The passwords should match.

Update password Cancel

5. You will then have to answer a series of three authentication questions and select a “confidence word”. There is a choice of different authentication questions if you select the arrow next to each question. After selecting the desired question, please input your desired answer.
 - a. If you log-in from another computer, the system will make you answer one of your Authentication Questions to verify who they are.
 - b. **Confidence Word:** This is a word or phrase that will show on their log-in screen to let you know that you have come to the authentic site for Home Banking.

Security Questions

What is the name of your first pet? >

Where did you meet your spouse for the first time? >

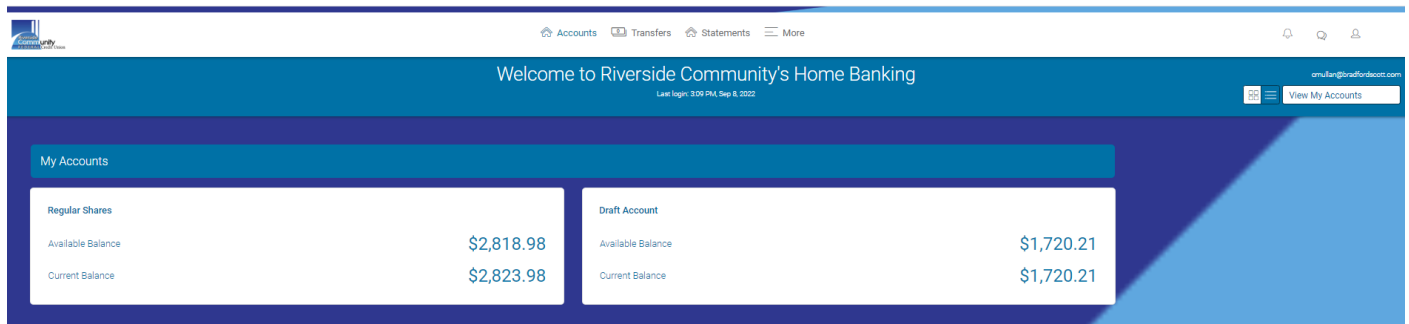
In what year (YYYY) did you graduate from high school? >

Confidence Word

Sign Up

Cancel

6. After completing Authentication Questions, you should automatically be signed into your home banking.



The screenshot shows the home banking interface for Riverside Community. The header includes navigation links for Accounts, Transfers, Statements, and More. The main content area displays 'My Accounts' with two account summaries:

Regular Shares		Draft Account	
Available Balance	\$2,818.98	Available Balance	\$1,720.21
Current Balance	\$2,823.98	Current Balance	\$1,720.21